



ARDEA

EN	MOBILITY PRODUCTS
F	PRODUITS D'AIDE À LA MOBILITÉ
ES	AYUDAS PARA LA MOVILIDADE
P	AUXÍLIO À MOBILIDADE

Our line of self-propelling, foldable, transit, children, travel, reclining and multifunctional wheelchairs.

- EN** Folding wheelchair in painted steel
F Fauteuil roulant pliant en acier vernis
ES Silla de ruedas plegable en acero pintado
P Cadeira de rodas dobrável em aço pintado

Start

Single cross frame

Series CP100



Optional accessories



Cod. CPA150
Armrest adjustable
height 74÷82cm from
floor - PAIR



Cod. CPA120V
Cod. CPA122V (only
for 38 size)
Painted elevating
footrests -PAIR



Cod. CPA120C
Cod. CPA122C (only
for 38 size)
Chrome-plated
elevating footrests
- PAIR



Cod. CPA501
Linear table
for wheelchair -
55x32 cm



Cod. CPA506
Table for wheelchair
58x38 cm

Spare parts

Cod. CPR100 PAIR
Complete armrest

Cod. CPR120 PAIR PU
Rear wheel Ø 60 cm

Cod. CPR111 PAIR
Swing away lateral
footrest

















Cod. CPR140 SINGLE
PVC front wheel Ø
20x2,5 cm

Cod. CPR135 PAIR
PAIR Swing away lateral
footrest (size 38 only)

Cod. CPR241 SINGLE
Plastic footrest

Cod. CPR105
Only armrest padding

Technical features

SPECIFICATIONS																
Front wheels		PVC, black, steel fork														
Rear wheels		Aluminium with radius, PU, black														
Upholstery		Padded nylon - Fire reaction tested, according to EN1021-1/2														
WEIGHT AND DIMENSION																
Measures in cm																
CP100-38								38		56						
CP100-40								40		58						
CP100-43								43		61						
CP100-45	113	83	43	90	74	49	42÷56	45	43	63	27	17,5	60	20	-	120
CP100-46								46		63,5						
CP100-48								48		65						

- EN** Folding wheelchair in painted steel
F Fauteuil roulant pliant en acier vernis
ES Silla de ruedas plegable en acero pintado
P Cadeira de rodas dobrável em aço pintado

Start

Single cross frame

Series **CP100R**



Optional accessories



Cod. CPA121
Painted elevating
footrests -PAIR



Cod. CPA501
Linear table
for wheelchair -
55x32 cm



Cod. CPA506
Table for wheelchair
58x38 cm

Spare parts

Cod. CPR400 PAIR
Complete armrest

















Cod. CPR413 PAIR
Rear wheel Ø 60 cm

Cod. CPR410 SINGLE
PVC front wheel
Ø 20x2,5 cm

Cod. CPR415 PAIR
Swing away lateral
footrest

Cod. CPR402
Only armrest padding

Technical features

SPECIFICATIONS																
Front wheels	PVC, black, steel fork															
Rear wheels	Aluminium with radius, PU, black															
Upholstery	Padded nylon - Fire reaction tested, according to EN1021-1/2															
WEIGHT AND DIMENSION																
Measures in cm																 Max loading weight
CP100R-40								40		58						
CP100R-43								43		60,5						
CP100R-45	103	85	40	91	75	50	20	45	43	63	26,5	17,5	60	20	-	120
CP100R-48								48		65						

- EN** Folding wheelchair in painted steel
F Fauteuil roulant pliant en acier vernis
ES Silla de ruedas plegable en acero pintado
P Cadeira de rodas dobrável em aço pintado

Start1

Single cross frame - Quick release

Series CP102



Optional accessories



Cod. CPA150
Armrest adjustable
height 74÷82cm from
floor - PAIR



Cod. CPA120V
Cod. CPA122V (only
for 38 size)
Painted elevating
footrests -PAIR



Cod. CPA120C
Cod. CPA122C (only
for 38 size)
Chrome-plated
elevating footrests
- PAIR



Cod. CPA501
Linear table
for wheelchair -
55x32 cm



Cod. CPA506
Table for wheelchair
58x38 cm

Spare parts

Cod. CPR100 PAIR
Complete armrest

Cod. CPA242 PAIR PU
Rear wheel Ø 60 cm

Cod. CPR111 PAIR
Swing away lateral
footrest

















Cod. CPR140 SINGLE
PVC front wheel Ø
20x2,5 cm

Cod. CPR135 PAIR
PAIR Swing away lateral
footrest (size 38 only)

Cod. CPR241
SINGLE Plastic
footrest

Cod. CPR105
Only armrest padding

Technical features

SPECIFICATIONS																
Front wheels		PVC, black, steel fork														
Rear wheels		Aluminium with radius, PU, black														
Upholstery		Padded nylon- Fire reaction tested, according to EN1021-1/2														
WEIGHT AND DIMENSION																
Measures in cm																 Max loading weight
CP102-38								38		56						
CP102-40								40		58						
CP102-43								43		61						
CP102-45	113	83	43	90	74	49	42÷56	45	43	63	27	17,5	60	20	-	120
CP102-46								46		63,5						
CP102-48								48		65						

- EN** Folding wheelchair in painted steel
F Fauteuil roulant pliant en acier vernis
ES Silla de ruedas plegable en acero pintado
P Cadeira de rodas dobrável em aço pintado

Start²

Double cross frame - Quick release

Series **CP103R**



Optional accessories



Cod. **CPA121**
Painted elevating footrests - PAIR



Cod. **CPA501**
Linear table for wheelchair - 55x32 cm



Cod. **CPA506**
Table for wheelchair 58x38 cm

Spare parts

Cod. **CPR401** PAIR
Complete armrest

















Cod. **CPR413** PAIR
Rear wheel Ø 60 cm

Cod. **CPR411** SINGLE
PVC front wheel Ø 20x5 cm

Cod. **CPR415** PAIR
Swing away lateral footrest

Cod. **CPR403**
Only armrest padding

Technical features

SPECIFICATIONS																
Front wheels		PVC, black, steel fork														
Rear wheels		Aluminium with radius, PU, black														
Upholstery		Padded nylon- Fire reaction tested, according to EN1021-1/2														
WEIGHT AND DIMENSION																
Measures in cm																
CP103R-40								40		58						
CP103R-43								43		60,5						
CP103R-45	103	85	40	91	75	50	20	45	43	63	26,5	17,5	60	20	-	130
CP103R-48								48		65						
CP103R-50																

- EN** Folding wheelchair in painted steel
F Fauteuil roulant pliant en acier vernis
ES Silla de ruedas plegable en acero pintado
P Cadeira de rodas dobrável em aço pintado

Next

Double cross frame - Convertible to Transit

Series CP110



- Back pocket
- Flip up desk type armrests, nylon padded
- Painted steel self-propelling ring
- Quick release wheels
- Hole for Ø 30 cm wheel
- Safety wheel
- Swing away adjustable footrests
- Heel stopper
- Black plastic footrest

Spare parts

Cod. **CPR107** PAIR
Complete armrest

Cod. **CPR111** PAIR Swing
away lateral footrest

Cod. **CPR241** SINGLE
Plastic footrest

Cod. **CPA242** PAIR PU
rear wheel Ø 60 cm

Cod. **CPR140** SINGLE
PVC front wheel Ø
20x2,5 cm

Cod. **CPR105**
Only armrest padding

Optional accessories



Cod. **CPA150**
Armrest adjustable
height 74÷82cm from
floor - PAIR



Cod. **CPA120V**
Painted elevating
footrests - PAIR



Cod. **CPA120C**
Chrome-plated
elevating footrests
- PAIR



Cod. **CPA501**
Linear table
for wheelchair
55x32 cm
(except size 50)


















Cod. **CPA506**
Table for wheelchair
58x38 cm
(except size 50)



Cod. **CPA517**
Table for wheelchair
large 68x57 cm
(only for size 50)

Technical features

SPECIFICATIONS															
Front wheels		PVC, black, steel fork													
Rear wheels		Aluminium with radius, PU, black													
Upholstery		Padded nylon - Fire reaction tested, according to EN1021-1/2													
WEIGHT AND DIMENSION															
Measures in cm															
CP110-40								40		64					
CP110-43								43		67					
CP110-45								45		69					
CP110-46	105	81	43	90	73	49	41÷56	46	42	69,5	26	18,5	60	20	-
CP110-48								48		71					
CP110-50								50		74					